

intellaspac[®]
by Mesa

INTELLIGENT DESIGNS FOR A SMARTER WORKPLACE

Keyboard Arms

Cobra™

Stylized keyboard mechanism reduces fatigue by allowing simple position change

- Tremendous travel range of 12½" (7" up, 5½" down)
- Provides maximum flexibility with a full 20° of negative tilt and 10° of positive tilt, set with a wand
- 360° rear swivel for optimal keyboard tray positioning and easy stowage on its 23" track
- Slim profile allows for maximum knee clearance when in use or retracted
- Closed-channel design provides maximum keyboard stability for a solid, quality feel

Tilt-A-Wheel Cobra™

Innovative one-hand tilt adjustment offers maximum flexibility in seated or sit-to-stand applications

- All the advantages of the Cobra™, but enhanced! Soft touch wheel allows convenient, one-hand tilt adjustment




Keyboard Arms

EasyRiser™

A complete system for knob-free height adjustment and precise positioning of keyboard height and tilt

- Independent tilt adjustment ($\pm 15^\circ$) maintains the selected tilt angle throughout the 6¼" travel range
- Slim profile allows for maximum knee clearance when in use or retracted
- Counterbalanced design provides effortless height adjustment
- 360° rear swivel for optimal keyboard tray positioning and easy stowage on its 23" track
- Extended arm design fits various workstation configurations, including corners (CornerShaper™ is needed for 90° corners)
- Closed-channel design provides maximum keyboard tray stability for a solid, quality feel
- For shorter returns, the **Stubby EasyRiser™** fully retracts on its 17¾" track
- For even shorter returns, the **Super Stubby EasyRiser™** fully retracts on its 14¾" track



Houdini™

Works like an extended mechanism but stows like a short arm

- Patented design works in corners and on short returns (CornerShaper™ is needed for 90° corners)
- Position indicators for both height and tilt are practical and attractive
- Soft-touch wheel allows convenient, stable, one-hand tilt adjustment
- Provides a total travel range of 8" (5" below work surface; 3" above)
- Offers maximum seated flexibility, with a full 20° negative tilt and 10° positive tilt
- "Lift and release" height adjustment is effortless and secure
- 360° rear swivel provides additional keyboard tray positioning
- Slim profile maximized knee clearance when in use or retracted on its 17¾" track



Keyboard Trays

SlimForm™ 19

- ¼" thin phenolic allows complete knee clearance
- Tilt and swivel mouse surface with gel pad provides infinite adjustment
- Gel palm rest (removable) for maximum ergonomic comfort
- Mouse platform easily mounts right or left
- 19½" x 11½", plus 8¼" diameter mouse surface
- Optional 10" mouse surface available



SlimForm™ Natural 19

- Fits Microsoft®, Natural™, Natural Elite™ and Natural Pro™ keyboards
- ¼" thin phenolic allows complete knee clearance
- Tilt and swivel mouse surface with gel pad provides infinite adjustment
- Adjustable mouse catcher with cord manager
- 20¼" x 10⅝", plus 8¼" diameter mouse surface
- Optional 10" mouse surface available



Natural™, Natural Elite™ and Natural Pro™ are registered trademarks of the Microsoft® Corporation.

Keyboard Trays

SlimForm™ 27

- ¼" thin phenolic allows complete knee clearance
- Gel mouse pad easily switches from right-to-left
- Gel palm rest (removable) for maximum ergonomic comfort
- Adjustable mouse catcher with cord manager
- 27" x 11½", including 8⅞" diameter mouse pad



SecureFit™

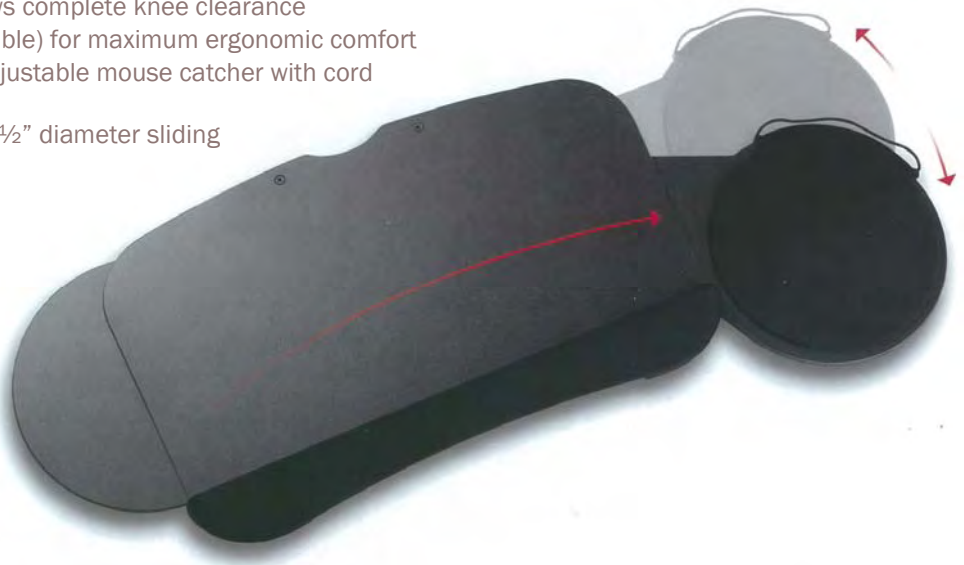
- Sure squeeze design firmly holds keyboard in place
- Slides to clamp keyboards from 5" to 9" deep
- Mouse platform plugs in for right- or left-handed use
- Tilt and swivel mouse surface with gel pad provides infinite adjustment
- Gel palm rest provides maximum ergonomic comfort
- Adjustable mouse catcher with cord manager
- 19" x (8" to 12", adjustable), plus 8¾" x 9½" mouse surface



Keyboard Trays

MouseAround™

- Features both straight and curved sliding motion, combined in one tray
- Unique mouse design smoothly slides right-to-left and also pulls forward
- ¼" thin phenolic allows complete knee clearance
- Gel palm rest (removable) for maximum ergonomic comfort
- Gel mouse pad and adjustable mouse catcher with cord manager
- 21" x 12", including 9½" diameter sliding mouse pad



OmniBoard™

- ¼" thin phenolic allows complete knee clearance
- Tilt and swivel mouse surface with gel pad provides above and below mousing and swings for right- or left-hand use
- Gel palm rest (removable) for maximum ergonomic comfort
- Adjustable mouse catcher with cord manager
- 19½" x 11½", plus 8¼" diameter mouse surface
- Optional 10" mouse surface available



Keyboard Trays

Spectra™

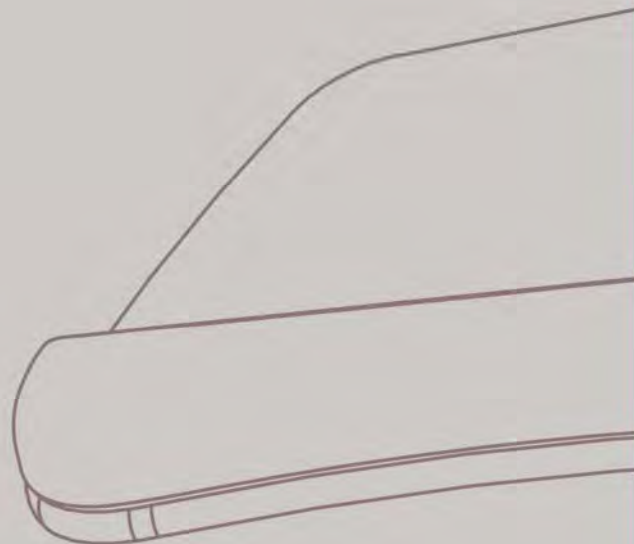
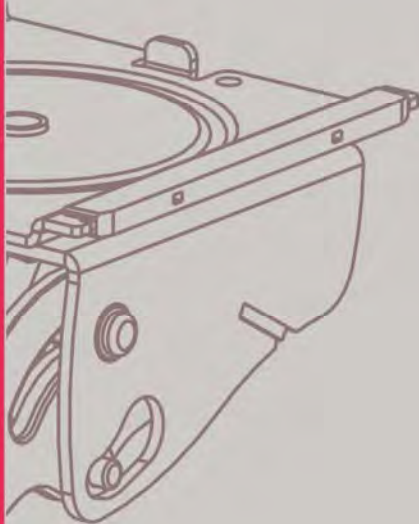
- Durable steel construction, textured black powdercoat
- Designer ergonomics when color is key to the workstation
- Mouse platform plugs in for right- or left-hand use
- Tilt and swivel mouse surface with gel pad provides infinite adjustment
- Gel palm rest provides maximum ergonomic comfort
- Adjustable mouse catcher with cord manager
- 19½" x 10⅞", plus 8¾" x 9½" mouse surface



Radius™

- ¼" thin phenolic allows complete knee clearance
- Tilt and swivel mouse surface with gel pad provides infinite adjustment
- Gel palm rest (removable) for maximum ergonomic comfort
- Adjustable mouse catcher with cord manager
- Mouse platform easily mounts right or left
- 19½" x 11½", plus 8¾" diameter mouse surface
- Optional 10" mouse surface available





 **intellaspaces™**

4750 Shelburne Road
Shelburne, VT 05482

tel. 866.INTELLA
fax 866.468.3551

www.intellaspaces.com