



intellaspacTM
by Mesa

INTELLIGENT DESIGN FOR A SMARTER WORKPLACE

4750 Shelburne Road :: Shelburne, VT 05482

Toll Free: 1.866.INTELLA (468.3552) :: Toll Free Fax: 1.866.468.3551 :: www.intellaspac.com

www.intellaspac.com



Intelligent Design



{ For a Smarter Workplace }

www.intellaspac.com

intellaspacTM
by Mesa



Table of Contents

2	Keyboard Arms
7	Keyboard Trays
14	Combo Packages
27	Accessories
30	CPU Holders
32	Flat Panel Arm Systems
37	Workstations
40	Laptop Solutions

Intelligent Design for a Smarter Workplace

Intellaspacespace is proud to offer high-quality ergonomic solutions for the office. Our products provide companies with solutions necessary to meet or exceed ergonomic standards for employee comfort, flexibility, and mobility in the workplace. With superior design and functionality, our products provide unique ergonomic solutions tailored to individual employee requirements.



Keyboard Arms

Precision controls with value packed functions define our Keyboard Arms.



The Cobra™, Tilt-A-Wheel Cobra™ and Houdini™ are pure magic. Once you try them you'll be a believer.

Keyboard Arms



Designed for simple sit-to-stand adjustment

Patented Design

Works in corners & on short returns
(CornerShaper™ is needed for 90° corners)

{A} Cobra™

Item No. 26057

Track Length	23"
Height Adjustment	Lift and Release
Tilt Adjustment	Wand
Tilt	+10°/-20°
Positive Tilt Lockout	Field Installable
Height Range	12.5"
Base Swivel	360°
Material	Steel
Finish	Black Powder Coat

A revolutionary ergonomic concept to reduce fatigue by allowing user to quickly change from a seated to a standing position.

{B} Tilt-A-Wheel Cobra™

Item No. 27226

Track Length	23"
Height Adjustment	Lift and Release
Tilt Adjustment	Soft-touch Wheel
Tilt	+10°/-20°
Positive Tilt Lockout	Field Installable
Height Range	12.5"
Base Swivel	360°
Material	Steel
Finish	Black Powder Coat

Innovative one-hand tilt adjustment offers maximum flexibility for user. Same great adjustments as the Cobra.

{C} Houdini™

Item No. 28029

Track Length	17.75"
Height Adjustment	Lift and Release
Tilt Adjustment	Soft-touch Wheel
Tilt	+10°/-20°
Positive Tilt Lockout	Field Installable
Height Range	8"
Base Swivel	360°
Material	Steel
Finish	Black Powder Coat

Now you see it, now you don't! The Houdini simplifies your choice of keyboard arms because it works just about anywhere. Short return, corner work surface? No Problem!

Keyboard Arms

EasyRiser™ provides precise, knob-free positioning of keyboard height plus a simple wand or single knob (depending on model) to set tilt.



Closed-channel design provides maximum keyboard tray stability for a solid, quality feel

{D} Stubby EasyRiser™
Item No. 26341

Track Length	17.75"
Height Adjustment	Lift and Release
Tilt Adjustment	Single Knob
Tilt	±15°
Positive Tilt Lockout	Special Order
Height Range	6"
Base Swivel	360°
Material	Steel
Finish	Black Powder Coat

A short track version of the EasyRiser ideal for short depth work surfaces. Knob-free height adjustment and single knob angle control.

{E} Super Stubby EasyRiser™
Item No. 28493

Track Length	14.75"
Height Adjustment	Lift and Release
Tilt Adjustment	Single Knob
Tilt	±15°
Positive Tilt Lockout	Special Order
Height Range	6"
Base Swivel	360°
Material	Steel
Finish	Black Powder Coat

All of the advantages of the Stubby EasyRiser, plus fully retractable on its 14.75" track.

{F} EasyRiser™ Extended
Item No. 26055

Track Length	23"
Height Adjustment	Lift and Release
Tilt Adjustment	Wand
Tilt	±15°
Positive Tilt Lockout	Special Order
Height Range	6.25"
Base Swivel	360°
Material	Steel
Finish	Black Powder Coat

Best in class performance knob-free height adjustment and one-touch angle wand combine function and ergonomic design.

Short neck arms are ideal for use on straight work surfaces and credenzas. Extended neck arms are ideal for use on corner work surfaces and curved corners.

Keyboard Arms



{G} Ovation
Item No. 23200

Track Length	21"
Height Adjustment	Lift and Lock™
Tilt Adjustment	Rotating Dial Knob
Tilt	+10°/-15°
Positive Tilt Lockout	Field Installable
Height Range	7.25"
Base Swivel	360°
Material	Steel
Finish	Black Powder Coat

Smooth operation is the cornerstone of Ovation's Lift-N-Lock™ height adjustment. Easy to use rotating dial knob allows precise angle adjustment.

{H} Ovation Extended
Item No. 23300


Track Length	23"
Height Adjustment	Lift and Lock™
Tilt Adjustment	Rotating Dial Knob
Tilt	+10°/-15°
Positive Tilt Lockout	Field Installable
Height Range	8.5"
Base Swivel	360°
Material	Steel
Finish	Black Powder Coat

All the great features of the Ovation plus a 7 1/2" extended neck, ideal for corner applications.

Economy Keyboard Arms

Our Economy arms have been engineered for years of solid use and priced for great ROI.

Value & Function



{ A } Rise
Item No. 29156

Track Length	21"
Height Adjustment	Lift and Lock™
Tilt Adjustment	Soft-touch Knob
Tilt	+10°/-15°
Positive Tilt Lockout	N/A
Height Range	5.25"
Base Swivel	360°
Material	Steel
Finish	Black Powder Coat

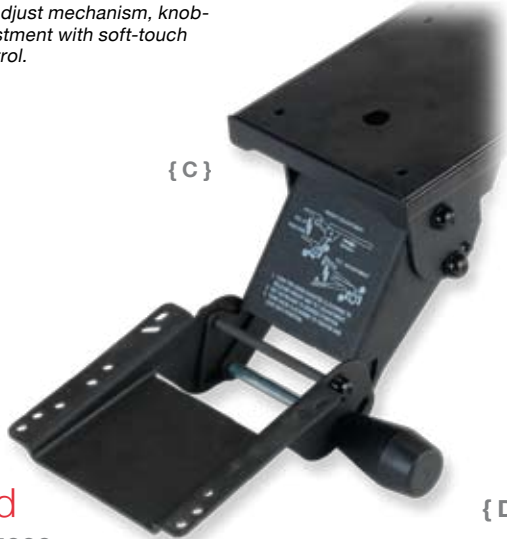
Economy EZ-2 adjust mechanism, knob-free height adjustment with soft-touch knob for tilt control.



{ B } Rise Extended
Item No. 29350

Track Length	23"
Height Adjustment	Lift and Lock™
Tilt Adjustment	Soft-touch Knob
Tilt	+10°/-15°
Positive Tilt Lockout	N/A
Height Range	7.25"
Base Swivel	360°
Material	Steel
Finish	Black Powder Coat

All the great features of the Rise plus a 7 1/2" extended neck ideal for corner applications.



{ C } Standard
Item No. 25330

Track Length	17.75"
Height Adjustment	Single Knob
Tilt Adjustment	Single Knob
Tilt	+10°/-15°
Positive Tilt Lockout	N/A
Height Range	6"
Base Swivel	360°
Material	Steel
Finish	Black Powder Coat

Value priced full function articulating arm with soft-touch knob for simultaneous height and tilt adjustment.



{ D } Classic
Item No. 26319

Track Length	17.75"
Height Adjustment	Single Knob
Tilt Adjustment	Single Knob
Tilt	±15°
Positive Tilt Lock Out	N/A
Height Range	5.75"
Base Swivel	360°
Material	Steel
Finish	Black Powder Coat

Value priced full function articulating arm with soft-touch knob for simultaneous height and tilt adjustment.

Keyboard Trays

Customize your workstation with one of our space saving ergonomic Keyboard Trays.



Keyboard Trays

{ Innovation and Flexibility }

These trays serve up amazing features with a variety of mouse platforms for every user.

Options Galore

Removable palm rests, movable mouse pads, adjustable mouse catcher with cord manager



Ultimate Flexibility

This unique mouse design smoothly slides right-to-left and also pulls forward

Space Saver

Microsoft® Natural shape with tilt and swivel mouse platform provides infinite adjustment while reducing the amount of space needed to store the tray

All in One

This extended tray provides room for mouse or extra work space

{ A } SlimForm™ 19

Item No. 26285

1/4" thin phenolic allows complete knee clearance
Gel palm rest (removable) for maximum ergonomic comfort
Gel mouse pad and adjustable mouse catcher with cord manager
Tilt & swivel mouse platform easily mounts right or left
19.5" x 11.5", plus 8.25" diameter mouse surface

{ B } MouseAround™

Item No. 26662

1/4" thin phenolic allows complete knee clearance
Gel palm rest (removable) for maximum ergonomic comfort
Gel mouse pad and adjustable mouse catcher with cord manager
Unique mouse design smoothly slides right to left and also pulls forward
Features both straight and curved sliding motion, combined in one tray
21" x 12", plus 8.25" diameter mouse surface

{ C } SlimForm™ Natural 19 { D } SlimForm™ 27

Item No. 26283

1/4" thin phenolic allows complete knee clearance
Gel mouse pad and adjustable mouse catcher with cord manager
Tilt & swivel mouse platform easily mounts right or left
Fits Microsoft®, Natural™, Natural Elite™ and Natural Pro™ keyboards
20.25" x 10.625", plus 8.25" diameter mouse surface

Item No. 26207

1/4" thin phenolic allows complete knee clearance
Gel palm rest (removable) for maximum ergonomic comfort
Gel mouse pad and adjustable mouse catcher with cord manager
27" x 11.5"

Keyboard Trays

These trays serve up amazing features with a variety of mouse platforms for every user.

{ E } **OmniBoard™**
Item No. 26212

- 1/4" thin phenolic allows complete knee clearance
- Gel palm rest (removable) for maximum ergonomic comfort
- Gel mouse pad and adjustable mouse catcher with cord manager
- Mouse platform easily switches right to left and above or below tray
- 19.5" x 11.5", plus 8.25" diameter mouse surface

Many Configurations
Tilt and Swivel mouse surface provides above and below mousing and swings for right-or left-hand use



{ F } **Spectra™**
Item No. 26081

- Ultrathin Steel tray
- Gel palm rest provides maximum ergonomic comfort
- Gel mouse pad and adjustable mouse catcher with cord manager
- Tilt and swivel mouse platform plugs in for right or left-hand use
- 19.5" x 10.875", plus 8.75" x 9.5" mouse surface

{ G } **SecureFit™**
Item No. 26087


- Steel clamp with sure squeeze design firmly holds keyboard in place
- Gel palm rest provides maximum ergonomic comfort
- Gel mouse pad and adjustable mouse catcher with cord manager
- Tilt and swivel mouse platform plugs in for right- to left-hand use
- Slides to clamp keyboards from 5" - 9" deep
- 19" x (8" - 12", adjustable), plus 8.75" x 9.5" diameter mouse surface

{ H } **EasySlide**
Item No. 26226

- Molded ABS platform
- Gel palm rest (removable) for maximum ergonomic comfort
- Right to left sliding mouse platform
- Clip on mouse guard/cord holder
- 20" x 10.5", plus 9" x 10" mouse surface

{ I } **Curve**
Item No. 29226

- Molded ABS platform
- Gel palm rest (removable) for maximum ergonomic comfort
- Right to left sliding mouse platform
- Great for curved corners
- 21" x 12.5", plus 9.875" x 8.5" mouse surface
- Not recommended for use with Houdini™ or Tilt-A-Wheel Cobra™ keyboard arms.



Keyboard Trays

In our growing efforts to be kind to the environment in which we all must live, Intellaspaces has developed yet another industry first, a keyboard tray manufactured with earth-friendly bamboo.

{ J } SlimForm™ Bamboo 27

Item No. 29529-E86

Ultrathin Bamboo
Memory foam palm rest for maximum ergonomic comfort
Gel mouse pad easily switches from right to left
27" x 11.125", including 8.25" diameter mouse surface

Light Bamboo Tray
Item No. 29529-E71



{ K } SlimForm™ Bamboo 19

Item No. 29528-E71

Ultrathin Bamboo
Memory foam palm rest for maximum ergonomic comfort
Tilt & swivel mouse platform easily mounts right or left
19.5" x 11.5", plus 8.25" diameter mouse surface

Dark Bamboo Tray
Item No. 29528-E86



The Bamboo Story

Bamboo holds the promise of a sustainable, cost effective and ecologically responsible alternative to the widespread clear cutting of our world's precious timberland. Bamboo is actually a grass that grows to a harvested height of 60 feet in about 3 to 5 years, sometimes growing as much as 2 feet per day. It has an extensive root system that continually sends up new shoots, naturally replenishing itself. It does not require replanting, therefore causing no soil erosion, making it one of the most renewable resources known to humankind.

The species used for our bamboo tray is commonly known as "Moso" timber bamboo, and no, it is not a habitat or food source for the Panda Bear. Intellaspaces's Bamboo Tray is available in two colors, light, which is the natural color of the bamboo and dark. The dark color is achieved not with chemicals or stains but by steaming the bamboo, bringing out the natural sugars. This color is permanent and will not fade or wash out and our tray is guaranteed to be warp free. Intellaspaces uses formaldehyde free food grade glues on all Bamboo Trays.

Our lowest price offering in keyboard trays. Durable construction, many options available.

Economy Keyboard Trays



{ A } Basic

Item No. 29400

1/4" thin phenolic allows complete knee clearance
Gel foam palm rest (removable) for maximum ergonomic comfort
Vynex™ 8" mouse surface and adjustable mouse catcher with cord manager
Swivel mouse platform easily mounts right or left
21" x 11.5", plus 9" diameter mouse surface



{ B } Basic Extended

Item No. 29402

1/4" thin phenolic allows complete knee clearance
Gel foam palm rest (removable) for maximum ergonomic support
Vynex™ 8" mouse surface easily switches from right to left
27" x 11.5"



{ C } Simple

Item No. 26400

Polymer wrapped MDF
Stick on polyurethane palm rest
Swivel mouse surface easily mounts right or left
19.75" x 10.5", plus 9" diameter mouse surface



{ D } Simple Extended

Item No. 26402

Polymer wrapped MDF
Gel palm rest (removable) for maximum ergonomic comfort
27" x 10.5"

Combo Packages

With endless options we've put together our Combo Packages to offer you the perfect fit.



EasyRiser™ Combos

The flexible, patented EasyRiser™ with its convenient, knob-free height adjustment allows for infinite positioning within its efficient 6.25" travel range. Lift the keyboard tray to the desired height and release: the keyboard automatically locks! This tilt angle is set by a sculpted, one-touch wand that combines function and ergonomic design. Soar comfortably through your workday with the EasyRiser™.



{ A }

{ A } EasyRiser™ Extended Combo Item No. 25973

EasyRiser™ Articulating Arm
SlimForm™ 19 Keyboard Tray

1/4" thin phenolic allows
complete knee clearance

Gel palm rest (removable) for
maximum ergonomic comfort

Gel mouse pad and adjustable mouse
catcher with cord manager

Tilt & swivel mouse platform
easily mounts right or left

19.5" x 11.5", plus 8.25"
diameter mouse surface

Spec

Track Length: 23"
Height Adjustment: Lift and Release
Tilt Adjustment: Wand
Tilt: ±15°
Height Range: 6.25"
Base Swivel: 360°
Material: Steel
Finish: Black Powder Coat



{ B }

{ B } EasyRiser™ Extended Combo Item No. 25974

EasyRiser™ Articulating Arm
SlimForm™ 27 Keyboard Tray

1/4" thin phenolic allows
complete knee clearance

Gel palm rest (removable) for
maximum ergonomic comfort

Gel mouse pad and adjustable mouse
catcher with cord manager

27" x 11.5"



{ C }

{ C } EasyRiser™ Extended Combo Item No. 25977

EasyRiser™ Articulating Arm
OmniBoard™ Keyboard Tray

1/4" thin phenolic allows
complete knee clearance


Gel palm rest (removable) for
maximum ergonomic comfort

Gel mouse pad and adjustable mouse
catcher with cord manager

Mouse platform easily switches right
to left and above or below tray

19.5" x 11.5", plus 8.25"
diameter mouse surface

Just like magic, the Houdini™ simplifies your choice of keyboard arms, because it works just about anywhere and does just about anything. Short return? Corner work surface? No problem! The Houdini pulls out far enough to work in a corner but still retracts fully on a short, 17.75" track. Plus, it adjusts quickly and easily to follow various postures for low-risk keyboard positions. Positive tilt lockout available.



{ E }

{ E } Houdini™ Combo Item No. 28148

Houdini™ Articulating Arm
SecureFit™ Keyboard Tray

Steel clamp with sure squeeze design
firmly holds keyboard in place

Gel palm rest provides maximum
ergonomic comfort

Gel mouse pad and adjustable mouse
catcher with cord manager

Tilt and swivel mouse platform plugs
in for right- to left-hand use

Slides to clamp keyboards from 5" - 9" deep

19" x (8" - 12", adjustable), plus 8.75"
x 9.5" diameter mouse surface



{ D }

{ D } Houdini™ Combo Item No. 28149

Houdini™ Articulating Arm
SlimForm™ 27 Keyboard Tray

1/4" thin phenolic allows
complete knee clearance

Gel palm rest (removable) for
maximum ergonomic comfort

Gel mouse pad and adjustable mouse
catcher with cord manager

27" x 11.5"

Spec

Track Length: 17.75"
Height Adjustment: Lift and Release
Tilt Adjustment: Soft-touch Wheel
Tilt: +10/-20°
Height Range: 8"
Base Swivel: 360°
Positive Tilt Lockout: Field Installable
Material: Steel
Finish: Black Powder Coat



{ F }

{ F } Houdini™ Combo Item No. 28147

Houdini™ Articulating Arm
SlimForm™ 19 Keyboard Tray

1/4" thin phenolic allows
complete knee clearance

Gel palm rest (removable) for
maximum ergonomic comfort

Gel mouse pad and adjustable
mouse catcher with cord manager

Tilt & swivel mouse platform
easily mounts right or left

19.5" x 11.5", plus 8.25"
diameter mouse surface

Cobra™ Combos

Ergonomic research shows that the ability to move easily from a seated to a standing position significantly reduces fatigue and improves circulation. Just like a snake charmer, you can easily make the Cobra™ respond to your commands. The stylized Cobra mechanisms put the keyboard and mouse in perfect user position, whether sitting or standing. Its patented design makes it easy to choose a keyboarding system that offers maximum flexibility for a personalized ergonomic fit. Positive tilt lockout available.



Spec

Track Length: 23"
Height Adjustment: Lift and Release
Tilt Adjustment: Wand
Tilt: +10°/-20°
Height Range: 12.5"
Base Swivel: 360°
Positive Tilt Lockout: Field Installable
Material: Steel
Finish: Black Powder Coat

Tilt-A-Wheel™ offers all of the advantages of the Cobra™ plus a convenient, one-hand tilt adjustment by rotating the soft-touch wheel. Positive tilt lockout available.

Tilt-A-Wheel Cobra™ Combos



Spec

Track Length: 23"
Height Adjustment: Lift and Release
Tilt Adjustment: Soft-touch Wheel
Tilt: +10°/-20°
Height Range: 12.5"
Base Swivel: 360°
Positive Tilt Lockout: Field Installable
Material: Steel
Finish: Black Powder Coat

{G} Cobra™ Combo Item No. 25967

Cobra™ Articulating Arm
SlimForm™ 19 Keyboard Tray
1/4" thin phenolic allows complete knee clearance
Gel palm rest (removable) for maximum ergonomic comfort
Gel mouse pad and adjustable mouse catcher with cord manager
Tilt & swivel mouse platform easily mounts right or left
19.5" x 11.5", plus 8.25" diameter mouse surface

{H} Cobra™ Combo Item No. 25968

Cobra™ Articulating Arm
SlimForm™ 27 Keyboard Tray
1/4" thin phenolic allows complete knee clearance
Gel palm rest (removable) for maximum ergonomic comfort
Gel mouse pad and adjustable mouse catcher with cord manager
27" x 11.5"

{I} Cobra™ Combo Item No. 25971

Cobra™ Articulating Arm
OmniBoard™ Keyboard Tray
1/4" thin phenolic allows complete knee clearance
Gel palm rest (removable) for maximum ergonomic comfort
Gel mouse pad and adjustable mouse catcher with cord manager
Mouse platform easily switches right to left and above or below tray
19.5" x 11.5", plus 8.25" diameter mouse surface

{J} Tilt-A-Wheel™ Combo Item No. 27313

Tilt-A-Wheel Cobra™ Articulating Arm
OmniBoard™ Keyboard Tray
1/4" thin phenolic allows complete knee clearance
Gel palm rest (removable) for maximum ergonomic comfort
Gel mouse pad and adjustable mouse catcher with cord manager
Mouse platform easily switches right to left and above or below tray
19.5" x 11.5", plus 8.25" diameter mouse surface

{K} Tilt-A-Wheel™ Combo Item No. 27308

Tilt-A-Wheel Cobra™ Articulating Arm
SecureFit™ Keyboard Tray
Steel clamp with sure squeeze design firmly holds keyboard in place
Gel palm rest provides maximum ergonomic comfort
Gel mouse pad and adjustable mouse catcher with cord manager
Tilt and swivel mouse platform plugs in for right- to left-hand use
Slides to clamp keyboards from 5" - 9" deep
19" x (8" - 12", adjustable), plus 8.75" x 9.5" diameter mouse surface

{L} Tilt-A-Wheel™ Combo Item No. 27312

Tilt-A-Wheel Cobra™ Articulating Arm
SlimForm™ 19 Keyboard Tray
1/4" thin phenolic allows complete knee clearance
Gel palm rest (removable) for maximum ergonomic comfort
Gel mouse pad and adjustable mouse catcher with cord manager
Tilt & swivel mouse platform easily mounts right or left
19.5" x 11.5", plus 8.25" diameter mouse surface

Ovation Combos

Spec

Track Length: 21"
Height Adjustment: Lift and Lock™
Tilt Adjustment: Rotating Dial Knob
Tilt: +10°/-15°
Height Range: 7.25"
Base Swivel: 360°
Positive Tilt Lockout: Field Installable
Material: Steel
Finish: Black Powder Coat

This fully articulating arm is ideal for straight work surfaces or corners where mouse operation is not required. The Ovation features knob-free touch control for height adjustment and a dial knob for easy tilt adjustment. Standard with field-removable positive tilt lockout to accommodate both positive and negative tilt.

{ M } Ovation Combo Item No. 26262

Ovation Articulating Arm
Basic Keyboard Tray
1/4" thin phenolic allows complete knee clearance
Gel foam palm rest (removable) for maximum ergonomic comfort
Vynex™ mouse surface and adjustable mouse catcher with cord manager
Swivel mouse platform easily mounts right or left
21" x 11.5", plus 8" diameter mouse surface



{ N } Ovation Combo Item No. 26264

Ovation Articulating Arm
EasySlide Keyboard Tray
Molded ABS platform
Gel palm rest (removable) for maximum ergonomic comfort
Right to left sliding mouse platform
Clip on mouse guard/cord holder
20" x 10.5", plus 9" x 10" mouse surface



{ O } Ovation Combo Item No. 23207

Ovation Articulating Arm
SlimForm™ 27 Keyboard Tray
1/4" thin phenolic allows complete knee clearance
Gel palm rest (removable) for maximum ergonomic comfort
Gel mouse pad and adjustable mouse catcher with cord manager
27" x 11.5"



This fully articulating extended-neck arm is ideal for 36" and 42" corner work surfaces, as well as curved corners. The Ovation Extended features knob-free touch control for height adjustment and a dial knob for easy tilt adjustment. Standard with field-removable positive tilt lockout to accommodate both positive and negative tilt.

Ovation Extended Combos

{ Q } Ovation Extended Combo Item No. 23385

Ovation Extended Articulating Arm
Slimform™ 19 Keyboard Tray
1/4" thin phenolic allows complete knee clearance
Gel palm rest (removable) for maximum ergonomic comfort
Gel mouse pad and adjustable mouse catcher with cord manager
Tilt & swivel mouse platform easily mounts right or left
19.5" x 11.5", plus 8.25" diameter mouse surface



{ P } Ovation Extended Combo Item No. 23354

Ovation Extended Articulating Arm
Curve Keyboard Tray
Molded ABS platform
Gel palm rest (removable) for maximum ergonomic comfort
Right to left sliding mouse platform
Great for curved corners
21" x 12.5", plus 9.875" x 8.5" diameter mouse surface



{ R } Ovation Extended Combo Item No. 23307

Ovation Extended Articulating Arm
SlimForm™ 27 Keyboard Tray
1/4" thin phenolic allows complete knee clearance
Gel palm rest (removable) for maximum ergonomic comfort
Gel mouse pad and adjustable mouse catcher with cord manager
27" x 11.5"



Spec

Track Length: 23"
Height Adjustment: Lift and Lock™
Tilt Adjustment: Rotating Dial Knob
Tilt: +10°/-15°
Height Range: 8.5"
Base Swivel: 360°
Positive Tilt Lockout: Field Installable
Material: Steel
Finish: Black Powder Coat

Economy Combos

The leading solution for providing both value and ergonomic performance. All Classic combinations feature a spring-assisted keyboard arm and tray. A single, soft-touch knob controls both height and tilt adjustment. Simply loosen the knob, adjust to the most comfortable position, and tighten.

The flexible Rise is convenient with its knob-free height adjustment that allows for infinite positioning within its efficient 5.25" travel range. A soft-touch knob allows for easy tilt adjustment.

Economy Combos



{ A } Combo Classic™ - ValueBoard™

Combo Item No. 26187

The Classic™ Articulating Arm
ValueBoard™ Keyboard Tray

Polymer wrapped MDF

Foam palm rest covered with soft-touch black vinyl for maximum ergonomic comfort

Shown with optional 7.625" X 7.625" mousing surface
20" x 11.5"

Optional ValueBoard™ Mouse Surface
Item No. 26188

Mouse surface easily mounts right or left

Spec

Track Length: 17.75"
Height Adjustment: Single Knob
Tilt Adjustment: Single Knob
Tilt: ±15°
Height Range: 5.75"
Base Swivel: 360°
Material: Steel
Finish: Black Powder Coat



{ B } Combo Classic™ - ValueClamp™

Combo Item No. 26189

The Classic™ Articulating Arm
ValueClamp™ Keyboard Tray

Two-piece clamping platform with 19" foam palm rest

Durable steel construction with textured finish

Adjusts to clamp rectangular keyboards from 5.8125" - 9"

Allows keyboard to fit into any workstation configuration

Shown with optional 7.625" X 7.625" mousing surface

19" x (8.75" - 12" adjustable)

Optional ValueClamp™ Mouse Surface
Item No. 26190

Mouse surface easily mounts right to left (no tools required)



{ C }



{ D }



{ E }

{ C } Rise

Combo Item No. 29132

Rise Articulating Arm
Simple Keyboard Tray

Polymer wrapped MDF

Stick on polyurethane palm rest

Swivel mouse surface easily
mounts right or left

19.75" x 10.5", plus 9"
diameter mouse surface

{ D } Rise

Combo Item No. 29162

Rise Articulating Arm
Basic Keyboard Tray

1/4" thin phenolic allows
complete knee clearance

Gel foam palm rest (removable) for
maximum ergonomic comfort

Vynex™ mouse surface and adjustable
mouse catcher with cord manager

Swivel mouse platform easily
mounts right or left

21" x 11.5", plus 8" diameter mouse surface

{ E } Rise

Combo Item No. 29163

Rise Articulating Arm
Basic Extended Keyboard Tray

1/4" thin phenolic allows
complete knee clearance

Gel foam palm rest (removable) for
maximum ergonomic support

Vynex™ 8" mouse surface easily
switches from right to left

27" x 11.5"

Economy Combos

The flexible extended-neck Rise Extended is convenient with its knob-free height adjustment that allows for infinite positioning within its efficient 7.25" travel range and a soft-touch knob for easy tilt adjustment.

This fully articulating economy arm is ideal for straight work surfaces or corners where mouse operation is not required. The Standard features a soft-touch knob control for height and tilt adjustment.

Economy Combos



Spec

Track Length: 23"
Height Adjustment: Lift and Lock™
Tilt Adjustment: Soft-touch Knob
Tilt: +10°/-15°
Height Range: 7.25"
Base Swivel: 360°
Material: Steel
Finish: Black Powder Coat



Spec

Track Length: 17.75"
Height Adjustment: Single Knob
Tilt Adjustment: Single Knob
Tilt: +10°/-15°
Height Range: 6"
Base Swivel: 360°
Material: Steel
Finish: Black Powder Coat

{F} Rise Extended

Combo Item No. 29332

Rise Extended Articulating Arm
Simple Keyboard Tray

Polymer wrapped MDF
Stick on polyurethane palm rest
Swivel mouse surface easily
mounts right or left
19.75" x 10.5", plus 9"
diameter mouse surface

{G} Rise Extended

Combo Item No. 29333

Rise Extended Articulating Arm
Simple Extended Keyboard Tray

Polymer wrapped MDF
Gel palm rest removable for
maximum ergonomic comfort
27" x 10.5"

{H} Rise Extended

Combo Item No. 29363

Rise Extended Articulating Arm
Basic Extended Keyboard Tray

1/4" thin phenolic allows
complete knee clearance
Gel foam palm rest (removable) for
maximum ergonomic support
Vynex™ mouse surface easily
switches from right to left
27" x 11.5", including 8"
diameter mouse surface

{I} Standard

Combo Item No. 25332

Standard Articulating Arm
Simple Keyboard Tray

Polymer wrapped MDF
Stick on polyurethane palm rest
Swivel mouse surface easily
mounts right or left
19.75" x 10.5", plus 9"
diameter mouse surface

{J} Standard

Combo Item No. 25333

Standard Articulating Arm
Simple Extended Keyboard Tray

Polymer wrapped MDF
Gel palm rest removable for
maximum ergonomic support
27" x 10.5"

{K} Standard

Combo Item No. 25363

Standard Articulating Arm
Basic Extended Keyboard Tray

1/4" thin phenolic allows
complete knee clearance
Gel foam palm rest (removable) for
maximum ergonomic support
Vynex™ 8" mouse surface easily
switches from right to left
27" x 11.5"

Slide-Out Keyboard Drawers

{ Store and Secure }


Sometimes simple really is better.



{ A } BudgetSlide
Item No. 24000
Pull-out mouse platform
20.5" x 12"

{ B } StandardSlide

Item No. 29158
Polymer wrapped MDF
Ball bearing track
Swivel mouse surface for easy adjustment
Foam palm rest for maximum ergonomic support
20" x 11", plus 9" diameter mouse surface



{ C } WideSlide
Item No. 24433
Polymer wrapped MDF
Ball bearing track
27" x 10.5"

{ D } MouseSlide

Item No. 24435
Mouse platform easily slides right or left
Anti-skid mat
22" x 11.125"



Accessories

Our Accessories provide the finishing touches for your workstation oasis.



Keyboard Arm Accessories

Increase the potential of your Keyboard Arm with these accessories.

{ A } Front Swivel Bracket

Item No. 27581

Mounts to keyboard arm for additional swivel functionality
Steel, Black Powder Coat



{ B } CornerShaper™

Item No. 28214

12" W x 7" D
For work surfaces
1" to 1.5" thick
Steel, Black Powder Coat
(Top)



Item No. 28119

12" W x 7" D
For work surfaces
1.5" to 2.5" thick
Steel, Black Powder Coat



Item No. 25703

19.5" W x 11" D
For work surfaces
1" to 1.5" thick
Steel, Black Powder Coat

Item No. 26356

19.5" W x 11" D
For work surfaces
1.5" to 2.5" thick
Steel, Black Powder Coat
(Bottom)

Item No. 26855

26" W x 13.75" D
For work surfaces
1" to 1.5" thick
Steel, Black Powder Coat

If you're looking for a little added comfort our Keyboard Accessories may be the perfect solution you've been searching for.

Keyboard Accessories

{ A } Palm Rests

{ 1 } Item No. 26288

Black non-slip gel palm rest
26"

{ 2 } Item No. 27284

Black snap-on gel foam palm rest
Fits Basic and Basic Extended

{ 3 } Item No. 26358

Black clip-on gel palm rest
Fits SlimForm™ 19, MouseAround™
and OmniBoard™

{ 4 } Item No. 26261

Black desktop gel palm rest

{ 5 } Item No. 25744

Black stick-on foam palm rest

{ 6 } Item No. 26287

Black non-slip gel palm rest
18"

{ 7 } Item No. 26284

Black stick-on firm foam palm rest
18"



{ B } Mouse Pads

Item No. 26224

Black desktop gel mouse pad
with built in palm rest
8.25" diameter

Item No. 26221

Black desktop gel mouse pad
No palm rest, 8.25" diameter

Item No. 26673

Black desktop gel mouse pad
With lip to keep mouse from slipping
No palm rest, 8.25" diameter

Item No. 25737

Black desktop Vynex® hard surface
No palm rest, 8" diameter



CPU Holders

Protect your valuable technology investments with our functional CPU Holders.



Easily converts for horizontal installation

CPU Holder easily swivels and retracts, allowing maximum flexibility. Eliminates unnecessary, unnatural bending motion to load media or access cabling. 360° swivel option provides easy access to CPU cable inputs - no more crawling under or behind your desk.

Cinch, Slim, Grip, Slide or Trolley... All of our CPU Holders get the job done with high quality materials and attention to details.

CPU Holders

{ A }



{ A } EasyCinch™ CPU Holder

Item No. 25729

For CPUs up to 75 lbs., 64" perimeter and at least 3.75" wide

Includes "Cinch and Lock" device adjusted with tool stored within unit

Safety features prevent accidental release of strap tension and the straps can be tightened while the CPU is suspended

17.75" track included

Steel, Stardust silver Powder Coat

Horizontal Mounting Kit for EasyCinch™ CPU Holder

Item No. 25802

Steel, Stardust silver Powder Coat

{ B }



{ B } SlimLine™ CPU Holder

Item No. 25801

For CPUs up to 75 lbs., 64" perimeter and at least 3.75" wide

Straps adjust and fasten with buckles

17.75" track included

Steel, Stardust Silver Powder Coat

{ C }



{ C } Grip CPU Holder

Item No. 27301

For CPUs up to 75 lbs., 3" to 9" wide, 15" to 24" high

Fixed mount

Steel, Black Powder Coat

{ D }



{ D } Slide Grip CPU Holder

Item No. 27351

For CPUs up to 75 lbs., 3" to 9" wide, 15" to 24" high

Slide out and rotating frame

Steel, Black Powder Coat

{ E }



{ E } CPU Trolley

Item No. 29326

For CPUs up to 75 lbs., 3" to 9" wide

Locking swivel casters

Adjustable (no tools required)

Steel, Black Powder Coat

Portable, Space Saver

CPU cart with locking swivel casters for portability and easy storage

Flat Panel Arm Systems

Todays workplace is anything but static. Our Flat Panel Arm Systems offer dynamic adjustability.



T-Rex™ has emerged among the many species of flat screen monitor supports! Offering a unique adjustability feature at the point of monitor attachment, a simple push of a button fine tunes your monitor's height and tilt positions.

Flat Panel Arm Systems

T-Rex Advantages

Effortlessly customize the angle, depth and height of the flat-screen monitor for either seated or standing applications. Unique pivot assembly fine tunes monitor angle and height with the push of a button. Swivel assembly allows flexibility to adjust the monitor for portrait or landscape views.



- {A} T-Rex™ Monitor Arm**
Item No. 28491 - Clamp Mount
Item No. 28492 - Grommet Mount
- | | |
|--------------------------|--------------------|
| Height Adjustment Column | 15" |
| Height Adjustment | Manual Ratchet |
| Forward Reach | 4" to 21" |
| Tilt | +/- 90° |
| Swivel | +/- 90° |
| Rotation | +/- 180° |
| Monitor Capacity | 25 lbs |
| Material | Steel/Diecast |
| Finish | Silver Powder Coat |

- {B} T-Rex™ Dual Monitor Arm**
Item No. 28806 - Clamp Mount
Item No. 28807 - Grommet Mount
- | | |
|--------------------------|--------------------|
| Height Adjustment Column | 15" |
| Height Adjustment | Manual Ratchet |
| Forward Reach | 4" to 21" |
| Tilt | +/- 90° |
| Swivel | +/- 90° |
| Rotation | +/- 180° |
| Monitor Capacity | 13 lbs each |
| Material | Steel/Diecast |
| Finish | Silver Powder Coat |

Flat Panel Arm Systems

The EasyWall system simplifies vertical mounting applications with a beautiful sculpted finish.



{C} Super Stubby EasyWall Monitor Arm
Item No. 28653
Tilt +/- 100°
Swivel Limited
Rotation +/- 180°
Monitor Capacity 33 lbs
Material Aluminum Alloy
Finish Silver Powder Coat




{D} EasyWall Monitor Arm
Item No. 28651
Forward Reach 4" to 17"
Tilt +/- 100°
Swivel +/- 90°
Rotation +/- 180°
Monitor Capacity 33 lbs
Material Aluminum Alloy
Finish Silver Powder Coat



{E} Stubby EasyWall Monitor Arm
Item No. 28652
Forward Reach 4" to 11"
Tilt +/- 100°
Swivel +/- 90°
Rotation +/- 180°
Monitor Capacity 33 lbs
Material Aluminum Alloy
Finish Silver Powder Coat

The EasyFlex name says it all... Desktop convenience with infinite adjustability.



{F} EasyFlex Extended Monitor Arm
Item No. 23611 - Clamp Mount
Item No. 23621 - Grommet Mount
Height Adjustment Column 12" to 18"
Height Adjustment Gas Spring
Forward Reach 4" to 17"
Tilt +/- 100°
Swivel +/- 90°
Rotation +/- 180°
Monitor Capacity 33 lbs
Material Aluminum Alloy
Finish Silver Powder Coat

{G} EasyFlex Monitor Arm
Item No. 23612 - Clamp Mount
Item No. 23622 - Grommet Mount
Height Adjustment Column 12" to 18"
Height Adjustment Gas Spring
Forward Reach 4" to 11"
Tilt +/- 100°
Swivel +/- 90°
Rotation +/- 180°
Monitor Capacity 33 lbs
Material Aluminum Alloy
Finish Silver Powder Coat

Flat Panel Arm Systems

The Array and Summit round out our line of ergonomic monitor Arm Systems.

{ H } Array Monitor Arm

Item No. 28801

Height Adjustment	Gas Spring
Forward Reach	3" to 14"
Tilt	+/- 90°
Swivel	+/- 90°
Rotation	+/- 180°
Monitor Capacity	12 lbs
Material	Aluminum Alloy
Finish	Silver Powder Coat



{ H }



Clamp Mount



Wall Mount



Clamp Mount



Monitor Quick Release
standard on Summit Arms




{ I }

{ I } Array Extended Monitor Arm

Item No. 28802

Height Adjustment	Gas Spring
Forward Reach	3" to 19"
Tilt	+/- 90°
Swivel	+/- 90°
Rotation	+/- 180°
Monitor Capacity	12 lbs
Material	Aluminum Alloy
Finish	Silver Powder Coat




{ J }

{ J } Summit Monitor Arm

Item No. 28913 - Clamp Mount
Item No. 28923 - Grommet Mount

Height Adjustment	Gas Spring
Forward Reach	3" to 11"
Tilt	+/- 25°
Swivel	+/- 90°
Rotation	+/- 180°
Monitor Capacity	19 lbs
Material	Aluminum Alloy
Finish	Silver Powder Coat



{ K }

{ K } Summit Extended Monitor Arm

Item No. 28911 - Clamp Mount
Item No. 28921 - Grommet Mount

Height Adjustment	Gas Spring
Forward Reach	3" to 18"
Tilt	+/- 25°
Swivel	+/- 90°
Rotation	+/- 180°
Monitor Capacity	19 lbs
Material	Aluminum Alloy
Finish	Silver Powder Coat

Wall mount available as special order.
Call for more information.

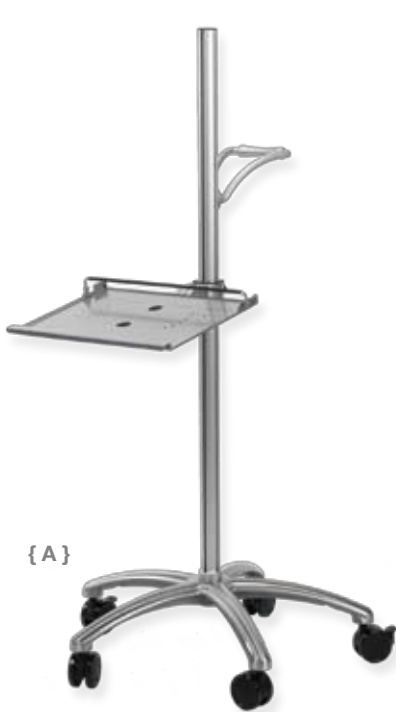
Workstations

Our Workstations provide the mobility you need and the quality you expect.



Workstations

Mobile workstations provide an ergonomic mobile computer workstation perfect for use in today's office, healthcare, hospitality or industrial setting. The keyboard platform is ergonomically built with tilt, foam palm rest and an adjustable mouse platform.



{ A } Soar Workstation
Item No. 23024
Laptop Workstation
Fits laptops up to 15.75" W
Includes mouse platform (not shown)
Aluminum base with 3" dual wheel casters
53" tall



{ B } Lead Workstation
Item No. 23022
Flat panel workstation
Foldable keyboard arm
Adjustable keyboard clamp with mouse
Aluminum base with 3" dual wheel casters
53" tall



{ C } Sky-Scraper Workstation
Item No. 23021
Flat panel workstation
Foldable keyboard arm
Adjustable keyboard clamp with mouse
Aluminum base with 3" dual wheel casters
73" tall



Spec
26.5" to 43" adjustment
0° to 30° tilt with infinite adjustment
Height set during installation
Work surfaces sold separately
Steel, Black Powder Coat

{ D } Set & Forget™
Item No. 25887
34.5" wide, with feet
For work surfaces between 37" and 50" wide
Item No. 26405
40" wide, with feet
For work surfaces between 50" and 62" wide
Item No. 26396
60" wide, with feet
For work surfaces between 62" and 72" wide



{ F } EasyMate™
Item No. 294XX
xx = 15 for 15 lb spring assist
xx = 20 for 20 lb spring assist
Travel range: 6" up, 6" down
+9° to -15° tilt
Lift and Set, spring- assisted height positioning
Not retractable
Numerous widths available
Steel, Black Powder Coat



{ G } PositionMate™
Item No. 187XX
xx = 15 for 15 lb spring assist
xx = 20 for 20 lb spring assist
Travel range: 7" up, 5.75" down
+9° to -15° tilt
Paddle-actuated height positioning
Not retractable
Numerous widths available
Steel, Black Powder Coat



{ E } Marathon™
Item No. 25886
34.5" wide, with feet
For work surfaces between 36" and 50" wide
Item No. 23800
40" wide, with feet
For work surfaces between 50" and 66" wide
Item No. 23801
52" wide, with feet
For work surfaces between 66" and 88" wide

Workstations

Spec
75 to 225 lb capacity
Height Adjustment:
27" to 42" range of travel
Spring counterbalance system for safety interlock and load indicator
Work surfaces sold separately
Steel, Black Powder Coat
Shown with work surface (sold separately)

{ H } CobraMate™
Item No. 25862
Specify 22" or 30" width when ordering
Travel range: 7" up, 5.5" down
No tilt
Lift and Set, spring- assisted height positioning
Retractable up to 8.5"
Two widths available
Steel, Black Powder Coat
(Not shown)

Laptop Solutions

The laptop has made your life easier by allowing you to take your computer wherever you go. But this level of portability comes with a price. Intellaspaces now offers an answer to the security concerns unique to laptop users.

{ A } **SureLock™**
Item No. 26950
2.75" H x 19.625" W x 20.25" D
Fits laptops up to 19" W
21" track assembly
0° to -10° tilt
Steel, Black Powder Coat

Store and Secure

The lockable drawerfront flips up to secure and conceal its valuable contents when not in use



{ B } **CertainLock**
Item No. 23025
2.25" H x 18.75" W x 17.5" D
Fits laptops up to 17" W
17.5" track assembly
Steel, Black Powder Coat



{ Intelligent Design For a Smarter Workplace }

